



Malaysia Abilympics Competition

9. Photography Outdoor

1. Task Assignment

Contestants from the Photography Outdoor contest will produce:

- 10 photographs according to the theme “the passion for a trade”.
- Contestants will select other contestants while they are competing in Abilympics competition as models.
- They will perform the post-production of these 10 photographs.
- They will select one of these 10 photographs.
- They will then print it and prepare it in order to present it during the exhibition (Cutting the photograph to the appropriate format according to its exhibition space and fixing it to the provided support).
- They will submit the selected photograph and the USB key containing the 10 photographs in JPEG format 30x45 cm 300dpi to the jury for evaluation.

2. Allocated Time

6 hours of competition (2 days).

Contestants will have to manage their time in order to be able to complete the entire task while respecting the schedule and working hours.

3. Requirements

- Contestants should not disturb the other contestants participating in other skills contests (no contestant or judge should be disturbed during the competition by the excessive use of flashes or by any disruptive behavior. For example, it is forbidden to communicate with other contestants from the competition).
- Contestants will merge with the public in order to do their shots.
- Contestants will manage their allocated time themselves.
- They will report to the contest stand Photography Outdoor at least 10 minutes before the beginning of the contest. Late contestants will not be granted extra time.
- No extra time will be granted and contestants will be evaluated based solely on the submitted work.
- Contestants will have the right to do one single printing test before the final printing.
- Contestants must respect the jury’s instructions.
- Contestants must notify the jury when they finish the task.

4. Procedure

On the day of the competition, contestants will be welcomed on the contest stand by members of the jury. A briefing about the organization of the contest and the safety rules will be organized.

Day 1 :








- From 9h00 to 12h30, shooting on the contest site.
- By 13h00, all contestants will have delivered the memory stick of their camera to the jury.

- From 13h30 to 15h00 : selection of 10 photographs, post-production of these 10 photographs, printing and presentation of one of the photographs.

Day 2 :

All the contestants and the jury will present all the photographs to the public on an artistic exhibition. The final results of the competition will be revealed during the closing ceremony.

5. List of the provided equipment

No.	Equipment	Photo	Qty per contestant	Notes
1	PC, screen, AZERTY keyboard, mouse		1	Contestants can install their non-AZERTY keyboards with a USB connection
2	Software (English and French)	Adobe Photoshop CC		https://creative.adobe.com/fr/plans?store_code=fr&promoid=KSDPY
3	Flash drive		1	2 GB
4	Table		1	
5	Chair		1	
6	Paper cutter		1	
7	Frame for photograph presentation		1	
8	Adhesive		1	

9	Photo paper		2	1 test + 1 final printing per contestant
10	Printer		1	1 per 5 candidates

6. List of tools to be brought for each contestant

No.	Tool	Picture	Qty	Notes
1	Camera		1	Contestant's choice (a resolution of a minimum of 8 megapixels is required)
2	Lens		1 or more	Contestant's choice
3	Tripod		1	Contestant's choice
4	Flash		1 or more	Contestant's choice
5	Memory stick		1	Appropriate format for the contestant's camera : minimum 2 Ga
6	Memory reader stick		1	With USB connection

7	Battery		1 or more	Appropriate format for the contestant's camera
8	Battery charger			Version 220V, bring a power adaptor if needed
9	Gloves		1 pair	Cotton fabric

7. Evaluation Criteria

No.	Evaluation Criteria	Scoring scale
1	Presence of the 10 photographs on the USB key handed out to the jury	5
2	Respect of the imposed theme (-2 points per photograph out of theme)	20
3	General quality of the 10 photographs	5
4	Sharpness of the selected photograph	5
5	Quality of the framing of the selected photograph	5
6	Quality of the exposure of the selected photograph	5
7	Enhancement of the photographed subject	10
8	Originality of the shot	10
9	Quality of the composition	10
10	Impact of the photograph	13
11	Photographed presented with its support	4
12	General aspect of the photograph presented on paper print, cleanliness of the work	8
TOTAL POINTS		100