

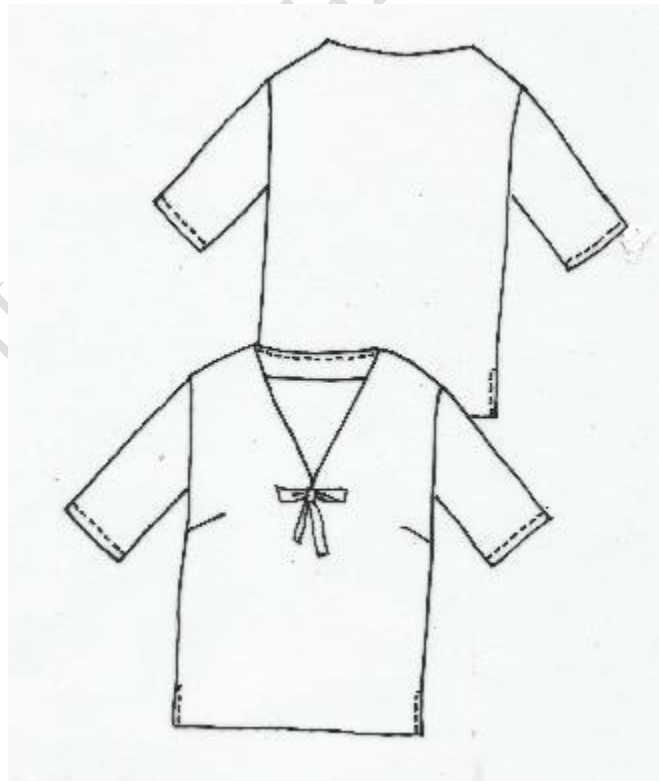


Malaysia Abilympics Competition

8. Dressmaking – Basic Course

1. Task Assignment

Production of a summer top in a “sailor’s clothes” style.



2. Allocated Time

5 hours and 30 minutes of competition.

3. Procedure

Contestants of Dress Making (Basic Course) will be welcomed by members of the jury. A briefing about the organisation of the competition and the safety rules will be arranged. Contestants will draw lots to be assigned to a work station.

The jury will perform an inspection of each contestant's personal equipment. For safety and fairness reasons, the jury has the final decision-making power in authorizing or forbidding the use of these tools.

The final task assignment will be provided to contestants as well as the template and all of the equipment necessary to produce the article of clothing.

Contestants will have 5 hours and 30 minutes to complete the task.

Contestants are not allowed to lend or borrow any equipment for the duration of the competition. Any contestant caught cheating, talking to someone from the public or using a communication device will suffer a penalty of 5 points for the first transgression. A second transgression will lead to an exclusion from the contest.

4. Description

The cut is straight and comfortable.

Front:

- Bust darts
- Opening on the middle front finished by a lined slit and closed by a tie

Back:

- Simple
- Topstitched slits on the sides

Sleeves: short

Collar: V-shaped with facing and slit

5. Requirements

- The sides and shoulder seams and sleeve seams are open and overlocked.
- The armhole seams are double overlocked.
- The neck will have an understitch.
- The side slits are topstitched at 0.5 cm.
- The bottom crease is serged and basted by hand.

Provided equipment:

- The template with the seams,
- The materials,
- The cut facings,
- A braid for the closing tie.

After reading the task assignment, **contestants are asked to:**

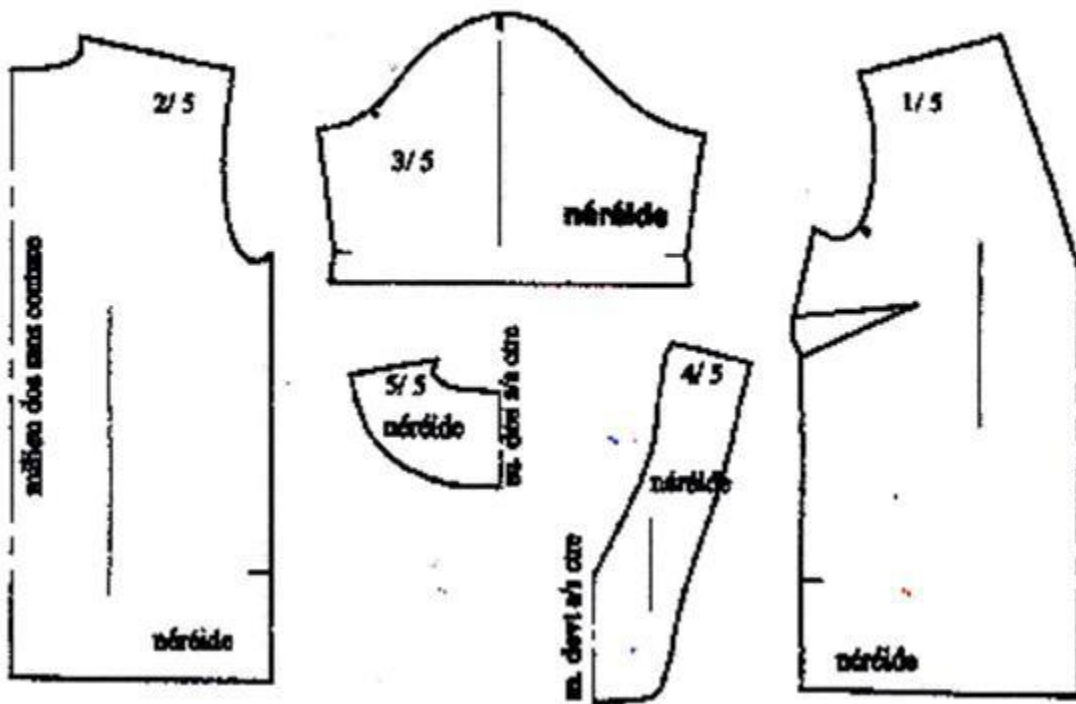
- Place and optimize the necessary length on the template,
- Notify the jury for evaluation,

- Cut the article of clothing,
- Produce the article of clothing.

The assembly order is left to the initiative of each contestant, as is the quality setting and length of the stitch.









6. Elements composing the article of clothing:

No.	NB	Designation	Fabric
	2	Closing tie	
5/5	1	Facing back	Marine cotton canvas
4/5	1	Facing front	Marine cotton canvas
3/5	2	Sleeves	Marine cotton canvas
2/5	1	Back	Marine cotton canvas
1/5	1	Front	Marine cotton canvas











7. List of the provided equipment

Non-exhaustive list.

No.	Equipment	Photo	Qty per contestant	Notes
1	Sewing machine		1 per contestant	Standard professional sewing machine, complete with all the necessary needles and threads
2	Overlock sewing machine		1 for every 3 contestants	Standard professional overlock sewing machine, complete with all the necessary needles and threads
3	Ironing station with iron and steamer		1 for every 3 contestants	Dimensions: about 120 x 50 cm
4	Workbench		1 per contestant	90 x 120, height 90 cm
5	Chair		1 per contestant	
6	Fabric		Colors and quantities will be revealed on the day of the competition	Cotton canvas
7	Sewing thread		Sufficient quantity	
8	Hanger		1	

9	Clothes rack		1	
---	--------------	---	---	--

8. List of tools to be brought for each contestant

No.	Equipment	Photo	Qty	Notes
1	Chalk or fabric pencils		1 or more	
2	Measuring tape		1	150 cm
3	Sewing needles		Several	Contestant's choice of models and quantities
4	Dressmaking shears		1 pair	Contestant's choice
5	Tailor point scissors		1 pair	Contestant's choice
6	Standard scissors		1 pair	Contestant's choice
7	Thimble		1	Contestant's choice
8	50 cm ruler		1	Contestant's choice

9	Toolbox, containing standard sewing equipment		1	Contestant's choice of tool, to be validated by the jury
---	---	---	---	--

9. Evaluation Criteria

No.	Evaluation Criteria	Scoring scale
Accuracy of the placement of template elements and quality of the cutting : 20		
1	Logical placement of template elements, in the same direction	5
2	Respect of the straight grain	5
3	Exact number of elements	5
4	Optimization of materials	5
Presentation aspect of the piece of cloth, quality of the ironing : 12		
5	Aspect and feel	4
6	Ironing	4
7	Cleanliness (absence of superfluous threads)	4
Quality of the assemblies : 54		
8	Assembly sides	5
9	Assembly shoulders	5
10	Serging sides	2
11	Serging shoulders	2
12	Assembly bust darts + symmetry	6
13	Assembly sleeves	6
14	Overlocking sleeves	2
15	Bottom sleeves hem	4
16	Topstitching sides slit	2
17	Completion front center slit + insertion ties	4
18	Assembly collar + symmetry + stay stitch	6
19	Crease front bottom (serged and basted by hand)	4
20	Crease rear bottom (serged and basted by hand)	4
21	Facing	2
Respect of the dimensions : 12		
22	Measurement length rear center	2
23	Measurement rear shoulder span	2
24	Measurement shoulder length	2
25	Measurement width front bottom	1
26	Measurement width rear bottom	1
27	Measurement length front opening	2
28	Measurement length side slit	2
Finish : 2		
29	Finish of the closing tie	2
TOTAL POINTS		100